

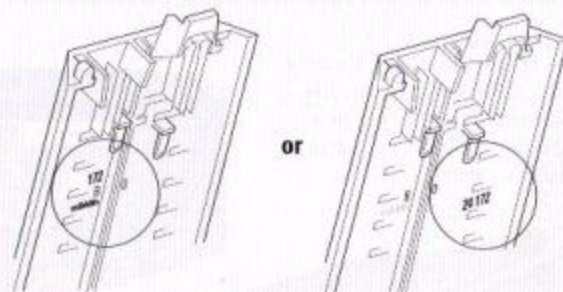

**C-Gleispläne**  
**C-Track Plans**  
**C-Plans de réseaux**  
**C-Baan-ontwerpen**



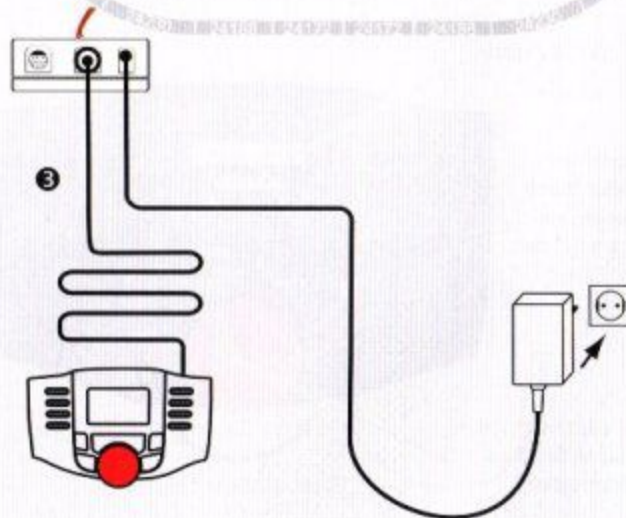
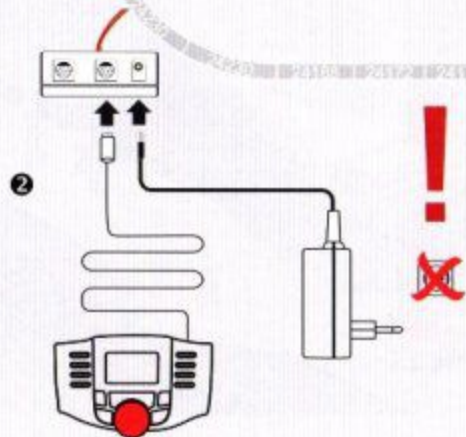
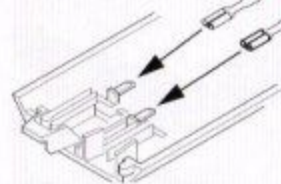
# Setup



1



When setting up the track, please note the track numbers and the sequence for the track sections!





# Setting up a locomotive and running it

We are showing here an mfx locomotive registers itself. Other ways to register a locomotive can be found in the instructions accompanying the 60657 Mobile Station in the section „Setting up a Locomotive“.

Place the locomotive on the track, then turn it on with the "STOP" button. The locomotive will register itself and will be taken into the memory area of your Mobile Station. The locomotive is now ready to be used.


For Example



A locomotive can be controlled with the speed control knob. Functions present on the locomotive can be turned on with the function buttons.

For Example

Turning functions on by pressing the button by the symbol.



Changing the direction by pressing the speed control knob.

Controlling the speed.

Turning functions on by pressing the button by the symbol.



= Emergency stop and track current turned off, no operation is possible. This situation can happen when you have pressed the Stop button or when a short circuit happens on the layout.


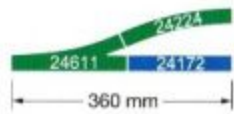
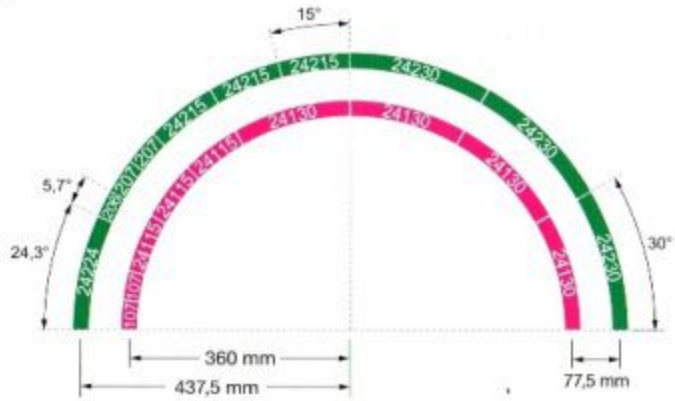


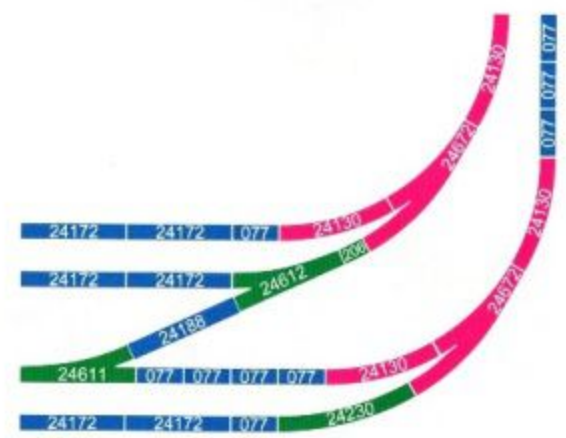

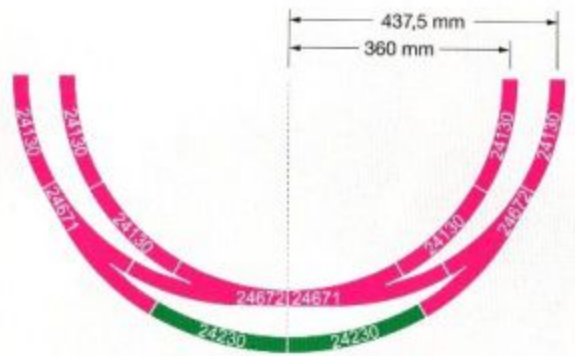
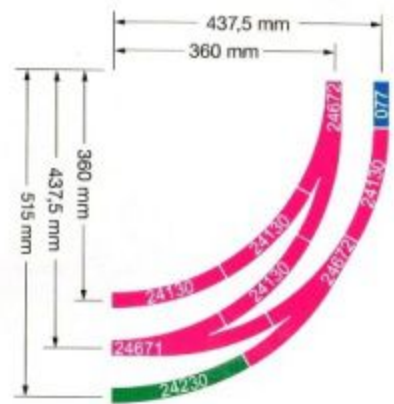
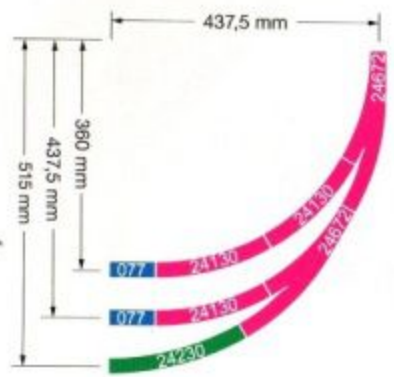

= Track current turned on, locomotives can be run, turnouts can be controlled. You must press the Stop button in order to turn operation on or resume operation after correcting a short circuit.

More information for operating the Mobile Station can be found in the extensive instruction manual for this product included with this set.


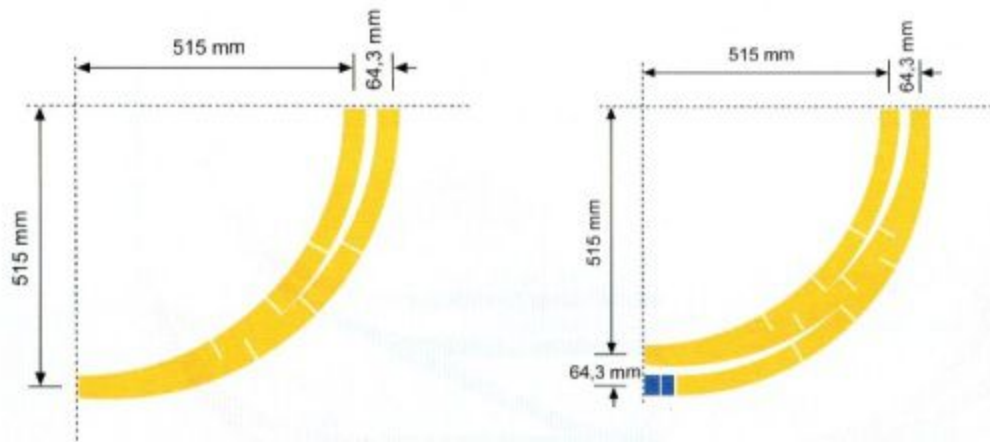
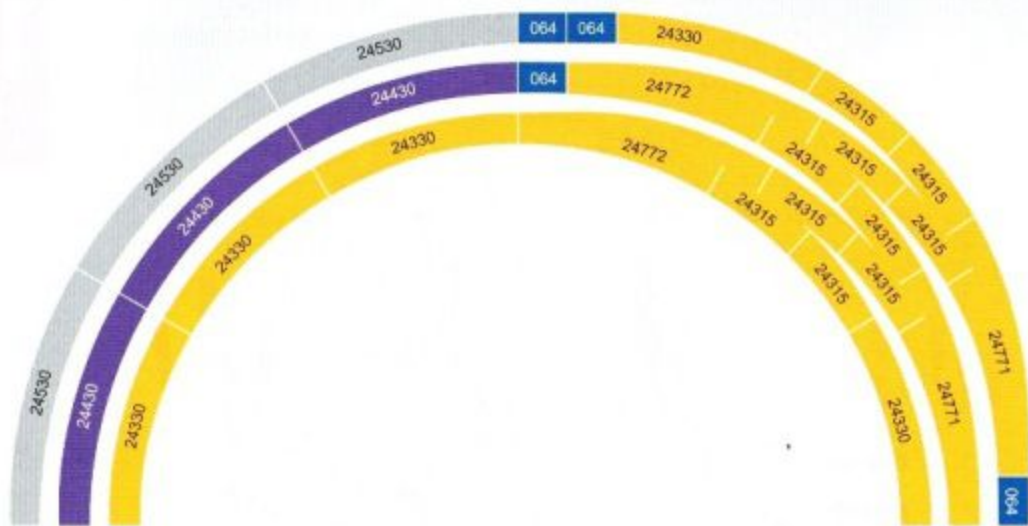


# 1.2. Gleis-Geometrie Track Geometry Géométrie des voies Rail-geometry









## 2. Das C-Gleis-Start- und Ergänzungsprogramm The C Track Starter Set and Extension Set Program La gamme de démarrage et d'extension en voie C Het C-rail start- en uitbreidingsset programma


Kleiner Start (29000) · The Small Start (29000)  
Petit démarrage (29000) · Kleine start (29000)




Ergänzungspackung C<sub>2</sub>/D<sub>2</sub> (24902/24802) · Track Extension Set C<sub>2</sub>/D<sub>2</sub> (24902/24802)  
Coffret complémentaire C<sub>2</sub>/D<sub>2</sub> (24902/24802) · Uitbreidingsset C<sub>2</sub>/D<sub>2</sub> (24902/24802)



Ergänzungspackung C<sub>1</sub> (24904) · Track Extension Set C<sub>1</sub> (24904)  
Coffret complémentaire C<sub>1</sub> (24904) · Uitbreidingsset C<sub>1</sub> (24904)



Ergänzungspackung C<sub>3</sub> (24905) · Track Extension Set C<sub>3</sub> (24905)  
Coffret complémentaire C<sub>3</sub> (24905) · Uitbreidingsset C<sub>3</sub> (24905)



2